

**COMMISSIONERS' PROCEEDINGS**

November 19, 2024

Commissioners Scott Miller, Scott Blain, and Bill Bullock, Deputy Clerk Katrina Kruger and Administrative Officer Angela Newell were present.

8:30 Pledge of Allegiance.

8:35 Public Comment. Newell reported two applications have been submitted for the Justice of the Peace vacancy. The application deadline is Tuesday, November 26 and she expects interviews to be held the first week of December. Blain reported that Page Dringman had called him to give notice she will be resigning as Floodplain Administrator by the end of the fiscal year. Bullock suggested contracting with the Conservation District. Miller would prefer to contract for space and equipment, but not give up County employee supervision. Discussion was held regarding coordinating with the Conservation District. Presiding Officer Scott Miller recessed the meeting until the next agenda item.

9:00 Federal General Election Canvas. Election Administrator Crystal Roascio joined the meeting. Bullock asked if he should excuse himself as he was on the ballot for this election. Roascio advised his signature on the certification would be required as a member of the Board of County Commissioner's. Roascio reported on election results and the status of rejected and provisional ballots. Commissioners inquired about reasons a ballot would be rejected. Roascio reported ballots could be rejected if signatures were missing or did not match what was on file and all but ten of the ballots rejected for signature matters were resolved. Approximately 75% of the electorate voted by absentee ballot, with only about 25% voting at the polls. Roascio feels that the high absentee rate justifies centralized tabulating. The cost of installing tabulators at each polling place would be prohibitive and centralized tabulation is safe and secure. Newell reported the election went very smoothly and included staff being responsible for certain aspects of the election process in order for Roascio to oversee the complete process. Roascio reported the post-election audit reflected the legitimacy of the election process, and every ballot could be accounted for. Bullock moved to accept the official canvas of the 2024 Federal General Election. Miller seconded. Motion carried. Presiding Officer Scott Miller recessed the meeting until the next agenda item.

9:30 Area II Agency on Aging – Certification of Match. Discussion was held regarding frustrations on the length of time it takes for the federal funding to be disbursed. Blain moved to approve the match support for the Area II Agency on Aging, Bullock seconded. Motion carried. Presiding Officer Scott Miller recessed the meeting until the next agenda item.

**COMMISSIONERS' PROCEEDINGS**

November 19, 2024 (cont.)

10:00 Human Resources Quarterly Update. HR Administrator Kate Asbury joined the meeting for the Quarterly Update. The Public Health Clerk position is in the conditional hiring stage with fingerprinting and background checks completed. The new hire should be in place by early December.

The Joliet Road Shop position garnered 28 applicants, and 18 are being interviewed. Miller asked about the process for narrowing down the applicant pool. Asbury noted ten of the applicants did not acknowledge having a current CDL and were dropped from the applicant pool. Asbury reported the Sheriff's office has one opening in Dispatch. Four interviews are scheduled on Thursday for the Weed District Clerk. Comp time forms must be submitted by December 2<sup>nd</sup> for employee comp time payout. Asbury is working with Montana State Fund on the training schedule for Road Shop trainings. The trainings are no cost to the County, and improve the County's work comp standings. The Montana Department of Labor and Industry Auditor has not yet submitted reports for the Joliet Road Shop safety inspection. Asbury reported the November 2024 Health in Wellness program had the highest attendance percentage to date. Asbury said there are no new work comp reports and no new incident reports to share. Presiding Officer Scott Miller recessed the meeting until the next agenda item.

10:30 Consent Agenda. Bullock moved to approve the Consent Agenda consisting of Hiring Authorization for a Clerk in the Clerk and Recorder's office; Purchase Request for \$1,525 from the Road & Bridge Fund for a bead breaker for tires and safety tool for changing truck tires; Purchase Request for \$2,322.50 from the Building Department for Lights; Carbon County Justice Court Bank Reconciliation Report; Bylaws of the Carbon County Emergency Medical (EMS) Advisory Board and minutes of Commissioner's proceedings for October 24, 2024. Commissioner Blain seconded the motion. Motion carried.

10:55 Clarks Fork Yellowstone Valley Partnership Agreement-Channel Migration Zone Mapping Grant. The contract formalizes the arrangement between CFYP and the County for the Channel Migration Zone (CMZ) Mapping project, funded by the Montana Department of Natural Resources and Conservation (DNRC). It ensures compliance with DNRC requirements and facilitates reimbursement for CFYP's administrative time as outlined in the RDG Planning Grant RITP-23-0185 MOU. Bullock moved to approve Clarks Fork Yellowstone Valley Partnership Agreement-Channel Migration Zone Mapping Grant. Blain seconded. Motion carried.

11:00 Set Clerk and Recorder New Deputy Wage. Clerk and Recorder Bohleen joined the meeting to request an increase the wage for Deputy Kruger to 75% of the

**COMMISSIONERS' PROCEEDINGS**

November 19, 2024 (cont.)

Clerk & Recorder elected official base wage for the remainder of the 2024/2025 fiscal year. Bullock asked if the Clerk and Recorder's budget would allow for the wage increase. Bohleen confirmed. Bullock moved to approve the new Deputy wage, Blain seconded. Miller led a discussion regarding Deputy Clerk Lola Ashby's retirement plans. Bohleen advised Ashby will be retiring May 1, 2025 and while she may take some PTO before then, the expectation is that she will work through that date. After no further discussion, the motion carried. Presiding Officer Scott Miller recessed the meeting until the next agenda item.


11:30 DES Quarterly Update. DES Coordinator Cyrina Allen joined the meeting for the quarterly update. Allen discussed the progress on 2022 and 2023 flood projects, mitigation grant projects and the potential of using the Hazard Mitigation Grant program for the Tuttle Lane Bridge. Allen noted cross training on the CodeRED System and FEMA related tasks. Allen and Commissioners discussed the installation of a generator at the Personal Services building, the costs of a new generator vs. moving an existing one, funding mechanisms to pay for it, and the benefits of keeping the generator at the Fairgrounds which include a backup Emergency Operations Center and shelter facility. Allen reported on her mission to Virginia for hurricane relief. She was assigned to the Virginia State EOC. She assisted in coordination of shelter, feeding, and transport. Allen is now one of the first volunteer liaisons within the State of Montana. Allen requested the Bridger Road crew to grease the bearings on the DES trailers. Miller approved, but suggested it may be a couple of weeks. Presiding Officer Scott Miller recessed the meeting until the next agenda item.


1:00 Amended Lot 9, RnR Elk Resort Subdivision, final plat approval. Contract Planner Forrest Mandeville, Clerk and Recorder Macque Bohleen, and Kate Stout of Red Lodge Surveying joined the meeting. The Board of County Commissioners had reviewed the preliminary plat at their meeting of July 30, 2024, and given conditional approval. Contract Planner Mandeville reported all ten conditions had been met. Having reviewed and considered the application materials, project memorandum, and all the information presented, Bullock moved to approve the Amended Lot 9, RnR Elk Resort Subdivision, final plat. Miller seconded. Bullock requested confirmation that all conditions had been met. Mandeville confirmed. Miller expressed concerns with continued subdividing of lots within previously platted subdivisions and the effects thereof, including the use of dry hydrants and the concerns with those types of fire mitigation systems. Following the discussion, the motion carried. Presiding Officer Scott Miller adjourned the meeting.

**COMMISSIONERS' PROCEEDINGS**

November 19, 2024 (cont.)

ATTEST:

  
Clerk & Recorder

  
Commission Presiding Officer

Respectfully submitted: Deputy Clerk, Katrina Kruger



Office of the Election Administrator

2024 Federal General Election Ballot Reconciliation

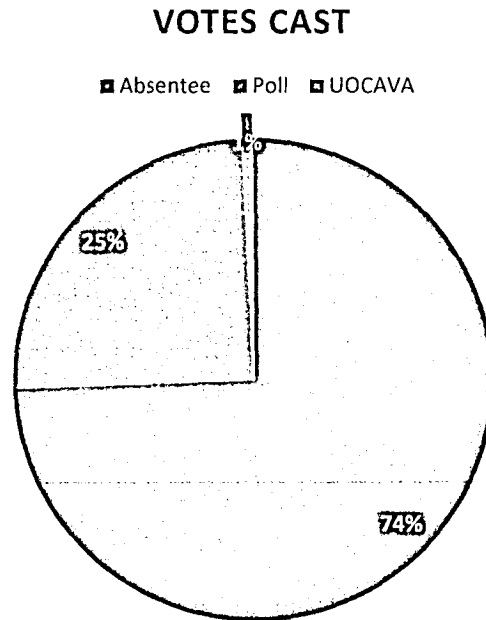
Precinct	Remaining # of Retained Absentee Ballots	Remaining # of Ballot Returned from Poll	Total # of Remaining Ballots	Total # of Absentee Ballots Issued	Total # of Ballots Issued at Poll	Total # of Spoiled &/or Voided Ballots at the Poll	Total # of Ballots Issued	Total # for Accounted Ballots (Remaining and Issued)	Total # of Ballots Ordered	DIFFERENCE
1	117	114	231	537	136	0	673	904	905	-1
2	70	102	172	245	122	0	367	539	540	-1
3	101	108	209	563	206	2	771	980	980	0
4	65	89	154	288	127	1	416	570	570	0
5	65	103	168	330	147	0	477	645	645	0
6	60	131	191	322	127	2	451	642	640	2
7	82	148	230	563	217	0	780	1010	1015	-5
8	79	150	229	601	123	2	726	955	955	0
9	55	152	207	367	88	0	455	662	660	2
10	94	114	208	447	136	0	583	791	795	-4
11	128	249	377	1119	196	0	1315	1692	1690	2
15	115	118	233	530	192	0	722	955	950	5
16	54	67	121	341	93	0	434	555	555	0
Totals	1085	1645	2730	6253	1910	7	8170	10900	10900	0

# 2024 Federal General Election

Registered Votes = 9,052

Votes Cast = 7,464

Turn out = 82.5%



Rejected Ballots = 40

Undeliverable Ballots = 110

Provisional Ballots = 58

- 55 resolved election night
- 2 resolved the Tuesday following
- 1 rejected

UOCAVA Ballots = 54

- Type
  - Overseas Citizens = 48
  - Military = 6
- Method
  - Email = 4
  - Mail = 16
  - EAS = 34



POST ELECTION AUDIT RECONCILIATION FORM AND REPORT TO SECRETARY OF STATE - FEDERAL OFFICE

Submit completed and signed form to the Secretary of State no later than the deadline for submitting the official county canvass.

Election Date: November 5, 2024
County Name: Carbon
Precinct Name/Number: Precinct 3
Contest: President & Vice President

Type of Tabulator Used in the Precinct: DS200
Tabulator Serial /ID #: Machine 1
Ballot Container Seal # (if # is used): GEN 24-032, GEN 24-047, GEN 24-062

Total Ballots Counted by Tabulator as Shown on Tape\* 704

Total Ballots Counted by Hand\* 704

\*Note: The County Audit Committee may not see the machine totals before the hand count

Table with 8 columns: Column A: Candidate Names/Ballot Issue #/Type of Votes; Column B: Hand Count Audit Tally; Column C: Machine Tally; Column D: Difference; Column E: Number of Explainable Differences; Column F: Explainable Difference Reasons; Column G: Unexplained Difference; Column H: Other Comments/Explanations. Rows include candidates like Chase Oliver & Mike Ter Maat, Kamala D Harris & Tim Walz, and categories like Overvotes and Write-in Votes.

†Where possible, please provide information about the Unexplained Difference between the machine count and the hand count on an attached sheet.

Analysis section with 3 rows of questions and answers regarding unexplained differences and percentage calculations.

\*\* The random-sample audit may not include a ballot that a vote-counting machine was unable to process...
†Note: The purpose of the post-election audit is to determine whether the tabulating equipment has accurately counted votes.

County Audit Committee Signatures: [Signatures]
Election Administrator Signature: [Signature]



POST ELECTION AUDIT RECONCILIATION FORM AND REPORT TO SECRETARY OF STATE - FEDERAL OFFICE

Submit completed and signed form to the Secretary of State no later than the deadline for submitting the official county canvass.

Election Date	November 5, 2024
County Name	Carbon
Precinct Name/Number	Precinct 3
Contest	US Senator

Type of Tabulator Used in the Precinct	DS200
Tabulator Serial /ID #	Machine 1
Ballot Container Seal # (if # is used)	GEN 24-032 , GEN 24-047, GEN 24-062

Total Ballots Counted by Tabulator as Shown on Tape\* 704

Total Ballots Counted by Hand\* 704

\*Note: The County Audit Committee may not see the machine totals before the hand count

Column A: Candidate Names/ Ballot Issue #/ Type of Votes	Column B: Hand Count Audit Tally	Column C: Machine Tally* (Filled in by Election Administrator after Hand Count Tally)	Column E: Difference (Hand Tally Minus Machine Count Tally)	Column F: Number of Explainable Differences (Administrative or Election Official Error)	Column G: Explainable Difference Reasons†	Column H: Unexplained Difference† (Column F Subtracted from Column E) *Hand Count is Over/ Under by #:"	Column I: Other Comments/ Explanations†
Robert Barb	3	3	0			0	
Sid Daoud	11	11	0			0	
Tim Sheehy	542	542	0			0	
Jon Tester	140	140	0			0	
						0	
						0	
						0	
Overvotes	0	0	0			0	
Undervotes	7	7	0			0	
Write-in Votes	1	1	0			0	
Other Votes - Specify:			0			0	
<b>Total Votes</b>	<b>704</b>	<b>704</b>	<b>0</b>	<b>0</b>		<b>0</b>	

†Where possible, please provide information about the Unexplained Difference between the machine count and the hand count on an attached sheet.

**Analysis:**

Is the Unexplained Difference total in Column H at least 5 votes? If so, continue below. If not, stop here.	No. The total Unexplained Difference is not at least 5 votes. The audit of this precinct for this contest is complete.
What is the Percentage (%) Difference Between Hand Counted Ballots and the Unexplained Difference (the Column H Total Votes Divided by the Column B Total Votes)?	Since the Unexplained Difference total is not at least 5 votes, it is not necessary to calculate the percentage difference.
Is the Unexplained Difference total at least 5 votes and is the Unexplained Difference greater than 0.5%? If not, then the total is Acceptable. If the percentage is greater than .5%, then the Unexplained Difference is Not Acceptable and county must audit three additional precincts and examine the machine(s).	The Unexplained Difference percentage is not calculated since the total is not at least 5 votes. The audit of this precinct for this contest is complete.

\*\* The random-sample audit may not include a ballot that a vote-counting machine was unable to process and that was not resolved pursuant to 13-15-206 because the ballot: (a) appeared to have at least one overvote; (b) appeared to be blank; (c) was in a condition that prevented its processing by a vote-counting machine; or (d) contained a mark, error, or omission that prevented its processing by a vote-counting machine.

\*Note: The purpose of the post-election audit is to determine whether the tabulating equipment has accurately counted votes. Because the purpose of the post election audit is to determine if the machine counted the votes correctly, the audit committee should be instructed to count votes consistent with the way an optical scan machine would count votes.

<p>County Audit Committee Signatures:</p> <p><i>Elyshea Scudder</i></p> <p><i>Sammy Sue Helgeson</i></p> <p><i>Walter Adams</i></p>	<p>Election Administrator Signature:</p> <p><i>[Signature]</i></p>
-------------------------------------------------------------------------------------------------------------------------------------	--------------------------------------------------------------------





POST ELECTION AUDIT RECONCILIATION FORM AND REPORT TO SECRETARY OF STATE - STATEWIDE OFFICE

Submit completed and signed form to the Secretary of State no later than the deadline for submitting the official county canvass.

Election Date: November 5, 2024
County Name: Carbon
Precinct Name/Number: Precinct 3
Contest: Clerk of Supreme Court

Type of Tabulator Used in the Precinct: DS200
Tabulator Serial /ID #: Machine 1
Ballot Container Seal # (if # is used): GEN 24-032, GEN 24-047, GEN 24-062

Total Ballots Counted by Tabulator as Shown on Tape\* 704

Total Ballots Counted by Hand\* 704

\*Note: The County Audit Committee may not see the machine totals before the hand count

Table with 8 columns: Column A: Candidate Names/Ballot Issue #/Type of Votes; Column B: Hand Count Audit Tally; Column C: Machine Tally; Column E: Difference (Hand Tally Minus Machine Count Tally); Column F: Number of Explainable Differences; Column G: Explainable Difference Reasons; Column H: Unexplained Difference; Column I: Other Comments/Explanations.

†Where possible, please provide information about the Unexplained Difference between the machine count and the hand count on an attached sheet.

Analysis:

Table with 2 columns for analysis questions: 'Is the Unexplained Difference total in Column H at least 5 votes?' and 'What is the Percentage (%) Difference Between Hand Counted Ballots and the Unexplained Difference?'

\*\* The random-sample audit may not include a ballot that a vote-counting machine was unable to process and that was not resolved pursuant to 13-15-206 because the ballot: (a) appeared to have at least one overvote; (b) appeared to be blank; (c) was in a condition that prevented its processing by a vote-counting machine; or (d) contained a mark, error, or omission that prevented its processing by a vote-counting machine.

†Note: The purpose of the post-election audit is to determine whether the tabulating equipment has accurately counted votes. Because the purpose of the post election audit is to determine if the machine counted the votes correctly, the audit committee should be instructed to count votes consistent with the way an optical scan machine would count votes.

County Audit Committee Signatures: Elizabeth Seaborn, Tammy Sue Halper, Todd Adams; Election Administrator Signature: [Signature]



POST ELECTION AUDIT RECONCILIATION FORM AND REPORT TO SECRETARY OF STATE - STATEWIDE OFFICE

Submit completed and signed form to the Secretary of State no later than the deadline for submitting the official county canvass.

Election Date	November 5, 2024
County Name	Carbon
Precinct Name/Number	Precinct 3
Contest	Super of Public Instruction

Type of Tabulator Used in the Precinct	DS200
Tabulator Serial /ID #	Machine 1
Ballot Container Seal # (if # is used)	GEN 24-032 , GEN 24-047, GEN 24-062

Total Ballots Counted by Tabulator as Shown on Tape\* 704

Total Ballots Counted by Hand\* 704

\*Note: The County Audit Committee may not see the machine totals before the hand count

Column A: Candidate Names/ Ballot Issue #/ Type of Votes	Column B: Hand Count Audit Tally	Column C: Machine Tally* (Filled in by Election Administrator after Hand Count Tally)	Column E: Difference (Hand Tally Minus Machine Count Tally)	Column F: Number of Explainable Differences (Administrative or Election Official Error)	Column G: Explainable Difference Reasons†	Column H: Unexplained Difference* (Column F Subtracted from Column E) *Hand Count is Over/ Under by #:	Column I: Other Comments/ Explanations†
Susie Hedalen	577	577	0			0	
Shannon O'Brien	111	111	0			0	
						0	
						0	
						0	
						0	
						0	
Overvotes			0			0	
Undervotes	15	14	+1	1	Ballot with questionable bubble not filled in all the way on write in line, Judges counted as undervote	0	
Write-in Votes	1	2	-1	1	Ballot with questionable bubble not filled in all the way on write in line, Judges counted as undervote	0	
Other Votes -- Specify:			0			0	
<b>Total Votes</b>	<b>704</b>	<b>704</b>	<b>2</b>	<b>2</b>		<b>0</b>	

†Where possible, please provide information about the Unexplained Difference between the machine count and the hand count on an attached sheet.

Analysis:

Is the Unexplained Difference total in Column H at least 5 votes? If so, continue below. If not, stop here.	No. The total Unexplained Difference is not at least 5 votes. The audit of this precinct for this contest is complete.
What is the Percentage (%) Difference Between Hand Counted Ballots and the Unexplained Difference (the Column H Total Votes Divided by the Column B Total Votes)?	Since the Unexplained Difference total is not at least 5 votes, it is not necessary to calculate the percentage difference.
Is the Unexplained Difference total at least 5 votes and is the Unexplained Difference greater than 0.5%? If not, then the total is Acceptable. If the percentage is greater than .5%, then the Unexplained Difference is Not Acceptable and county must audit three additional precincts and examine the machine(s).	The Unexplained Difference percentage is not calculated since the total is not at least 5 votes. The audit of this precinct for this contest is complete.

\*\* The random-sample audit may not include a ballot that a vote-counting machine was unable to process and that was not resolved pursuant to 13-15-206 because the ballot: (a) appeared to have at least one ovrvote; (b) appeared to be blank; (c) was in a condition that prevented its processing by a vote-counting machine; or (d) contained a mark, error, or omission that prevented its processing by a vote-counting machine.

†Note: The purpose of the post-election audit is to determine whether the tabulating equipment has accurately counted votes. Because the purpose of the post election audit is to determine if the machine counted the votes correctly, the audit committee should be instructed to count votes consistent with the way an optical scan machine would count votes.

County Audit Committee Signatures:   	Election Administrator Signature: 
------------------------------------------------	---------------------------------------



POST ELECTION AUDIT RECONCILIATION FORM AND REPORT TO SECRETARY OF STATE - LEGISLATIVE OFFICE

Submit completed and signed form to the Secretary of State no later than the deadline for submitting the official county canvass.

Election Date: November 5, 2024
County Name: Carbon
Precinct Name/Number: Precinct 3
Contest: House District 55

Type of Tabulator Used in the Precinct: DS200
Tabulator Serial/ID# No.: Machine 1
Ballot Container Seal # (if # is used): GEN 24-032, GEN 24-047, GEN 24-062

Total Ballots Counted by Tabulator as Shown on Tape\* 704

Total Ballots Counted by Hand\* 704

\*Note: The County Audit Committee may not see the machine totals before the hand count

Table with 7 columns: Column A: Candidate Names/Ballot Issue #/Type of Votes; Column B: Hand Count Audit Tally; Column C: Machine Tally; Column E: Difference; Column F: Number of Explainable Differences; Column G: Explainable Difference Reasons; Column H: Unexplained Difference; Column I: Other Comments/Explanations. Rows include Brad Barker, Kim Gillan, Overvotes, Undervotes, Write-in Votes, and Total Votes.

†Where possible, please provide information about the Unexplained Difference between the machine count and the hand count on an attached sheet.

Analysis:

Table with 2 columns for analysis questions and answers regarding unexplained differences and percentage calculations.

\*\* The random-sample audit may not include a ballot that a vote-counting machine was unable to process and that was not resolved pursuant to 13-15-206 because the ballot: (a) appeared to have at least one overvote; (b) appeared to be blank; (c) was in a condition that prevented its processing by a vote-counting machine; or (d) contained a mark, error, or omission that prevented its processing by a vote-counting machine.

†Note: The purpose of the post-election audit is to determine whether the tabulating equipment has accurately counted votes. Because the purpose of the post election audit is to determine if the machine counted the votes correctly, the audit committee should be instructed to count votes consistent with the way an optical scan machine would count votes.

County Audit Committee Signatures: Elizabeth Scaulin, Jimmy Seo Holoper, Holden Adams
Election Administrator Signature: [Signature]



POST ELECTION AUDIT RECONCILIATION FORM AND REPORT TO SECRETARY OF STATE - STATEWIDE OFFICE

Submit completed and signed form to the Secretary of State no later than the deadline for submitting the official county canvass.

Table with 2 columns: Field Name and Value. Fields include Election Date (November 5, 2024), County Name (Carbon), Precinct Name/Number (Precinct 8), and Contest (Super of Public Instruction).

Table with 2 columns: Field Name and Value. Fields include Type of Tabulator Used in the Precinct (DS200), Tabulator Serial /ID # (Machine 2), and Ballot Container Seal # (if # is used) (GEN 24-027, GEN 24-054, GEN 24-042).

Total Ballots Counted by Tabulator as Shown on Tape\* 651

Total Ballots Counted by Hand\* 651 (But removed one from count below due to incorrect mark)

\*Note: The County Audit Committee may not see the machine totals before the hand count

Main reconciliation table with 6 columns: Column A (Candidate Names/Type of Votes), Column B (Hand Count Audit Tally), Column C (Machine Tally), Column E (Difference), Column F (Number of Explainable Differences), Column G (Explainable Difference Reasons), Column H (Unexplained Difference), and Column I (Other Comments/Explanations). Rows include candidates Susie Hedalen and Shannon O'Brien, and categories like Overvotes and Undervotes.

†Where possible, please provide information about the Unexplained Difference between the machine count and the hand count on an attached sheet.

Analysis section table with 2 columns: Question and Answer. Questions relate to Unexplained Difference total and percentage.

\*\* The random-sample audit may not include a ballot that a vote-counting machine was unable to process...
†Note: The purpose of the post-election audit is to determine whether the tabulating equipment has accurately counted votes.

County Audit Committee Signatures: Elizabeth Seawell, Sammy Dee Helper, [Signature]
Election Administrator Signature: [Signature]



POST ELECTION AUDIT RECONCILIATION FORM AND REPORT TO SECRETARY OF STATE - STATEWIDE BALLOT ISSUE

Submit completed and signed form to the Secretary of State no later than the deadline for submitting the official county canvass.

Election Date	November 5, 2024
County Name	Carbon
Precinct Name/Number	Precinct 3
Contest	CI - 127

Type of Tabulator Used in the Precinct:	DS200
Tabulator Serial /ID #	Machine 1
Ballot Container Seal # (if # is used)	GEN 24-032 , GEN 24-047, GEN 24-062

Total Ballots Counted by Tabulator as Shown on Tape\* 704

Total Ballots Counted by Hand\* 704

\*Note: The County Audit Committee may not see the machine totals before the hand count

Column A: Candidate Names/ Ballot Issue #/ Type of Votes	Column B: Hand Count Audit Tally	Column C: Machine Tally* (Filled In by Election Administrator after Hand Count Tally)	Column E: Difference (Hand Tally Minus Machine Count Tally)	Column F: Number of Explainable Differences (Administrative or Election Official Error)	Column G: Explainable Difference Reasons†	Column H: Unexplained Difference† (Column F Subtracted from Column E) *Hand Count is Over/ Under by #:"	Column I: Other Comments/ Explanations†
Yes	145	145	0			0	
No	536	534	+2	2	Judges counted ballots that showed intent on the overvote and there were a couple questionable ballots with barely there marks that the judges counted (short undervote)	0	
Overvotes	0	1	-1	1	Judges counted ballots that showed intent. That is why this is short the one.	0	
Undervotes	23	24	-1	1	There were a couple questionable ballots with barely there marks that the judges counted	0	
Other Votes -- Specify:			0			0	
<b>Total Votes</b>	<b>704</b>	<b>704</b>	<b>4</b>	<b>4</b>		<b>0</b>	

†Where possible, please provide information about the unexplained difference between the original results and the hand count results on an attached sheet.

<b>Analysis:</b>	
Is the Unexplained Difference total in Column H at least 5 votes? If so, continue below. If not, stop here.	No. The total Unexplained Difference is not at least 5 ballots. The audit of this precinct for this contest is complete.
What is the Percentage (%) Difference Between Hand Counted Ballots and the Unexplained Difference (the Column H Total Votes Divided by the Column B Total Votes)?	Since the Unexplained Difference total is not at least 5 votes, it is not necessary to calculate the percentage difference.
Is the Unexplained Difference total at least 5 votes and is the Unexplained Difference greater than 0.5%? If not, then the total is Acceptable. If the percentage is greater than .5%, then the Unexplained Difference is Not Acceptable and county must audit three additional precincts and examine the machine(s).	The Unexplained Difference percentage is not calculated since the total is not at least 5 votes. The audit of this precinct for this contest is complete.

\*\* The random-sample audit may not include a ballot that a vote-counting machine was unable to process and that was not resolved pursuant to 13-15-206 because the ballot: (a) appeared to have at least one overvote; (b) appeared to be blank; (c) was in a condition that prevented its processing by a vote-counting machine; or (d) contained a mark, error, or omission that prevented its processing by a vote-counting machine.

†Note: The purpose of the post-election audit is to determine whether the tabulating equipment has accurately counted votes. Because the purpose of the post election audit is to determine if the machine counted the votes correctly, the audit committee should be instructed to count votes consistent with the way an optical scan machine would count votes.

County Audit Committee Signatures:   	Election Administrator Signature: 
------------------------------------------------	---------------------------------------



POST ELECTION AUDIT RECONCILIATION FORM AND REPORT TO SECRETARY OF STATE - STATEWIDE BALLOT ISSUE

Submit completed and signed form to the Secretary of State no later than the deadline for submitting the official county canvass.

Election Date	November 5, 2024
County Name	Carbon
Precinct Name/Number	Precinct 3
Contest	CI-128

Type of Tabulator Used in the Precinct:	DS200
Tabulator Serial /ID #	Machine 1
Ballot Container Seal # (if # is used)	GEN 24-032 , GEN 24-047, GEN 24-052

Total Ballots Counted by Tabulator as Shown on Tape\* 704

Total Ballots Counted by Hand\* 704

\*Note: The County Audit Committee may not see the machine totals before the hand count

Column A: Candidate Names/ Ballot Issue #/ Type of Votes	Column B: Hand Count Audit Tally	Column C: Machine Tally* (Filled in by Election Administrator after Hand Count Tally)	Column E: Difference (Hand Tally Minus Machine Count Tally)	Column F: Number of Explainable Differences (Administrative or Election Official Error)	Column G: Explainable Difference Reasons†	Column H: Unexplained Difference† (Column F Subtracted from Column E) "Hand Count is Over/ Under by #:"	Column I: Other Comments/ Explanations†
Yes	220	220	0			0	
No	466	465	+1	1	Judges counted the intent on a couple ballots that had a small marks in the other both bubble as well, not knowing what the machines read.	0	
Overvotes	2	3	-1	1	Judges counted the intent on a couple ballots that had a small marks in the other both bubble as well, not knowing what the machines read.	0	
Undervotes	16	16	0			0	
Other Votes -- Specify:			0			0	
<b>Total Votes</b>	<b>704</b>	<b>704</b>	<b>2</b>	<b>2</b>		<b>0</b>	

†Where possible, please provide information about the unexplained difference between the original results and the hand count results on an attached sheet.

**Analysis:**

Is the Unexplained Difference total in Column H at least 5 votes? If so, continue below. If not, stop here.	No. The total Unexplained Difference is not at least 5 ballots. The audit of this precinct for this contest is complete.
What is the Percentage (%) Difference Between Hand Counted Ballots and the Unexplained Difference (the Column H Total Votes Divided by the Column B Total Votes)?	Since the Unexplained Difference total is not at least 5 votes, it is not necessary to calculate the percentage difference.
Is the Unexplained Difference total at least 5 votes and is the Unexplained Difference greater than 0.5%? If not, then the total is Acceptable. If the percentage is greater than .5%, then the Unexplained Difference is Not Acceptable and county must audit three additional precincts and examine the machine(s).	The Unexplained Difference percentage is not calculated since the total is not at least 5 votes. The audit of this precinct for this contest is complete.

\*\* The random-sample audit may not include a ballot that a vote-counting machine was unable to process and that was not resolved pursuant to 13-15-206 because the ballot: (a) appeared to have at least one overvote; (b) appeared to be blank; (c) was in a condition that prevented its processing by a vote-counting machine; or (d) contained a mark, error, or omission that prevented its processing by a vote-counting machine.

†Note: The purpose of the post-election audit is to determine whether the tabulating equipment has accurately counted votes. Because the purpose of the post election audit is to determine if the machine counted the votes correctly, the audit committee should be instructed to count votes consistent with the way an optical scan machine would count votes.

<p>County Audit Committee Signatures:</p> <p><i>Euphemia Scanlon</i></p> <p><i>Tommy Dee Helper</i></p> <p><i>Walter Adams</i></p>	<p>Election Administrator Signature:</p> <p><i>[Signature]</i></p>
------------------------------------------------------------------------------------------------------------------------------------	--------------------------------------------------------------------



POST ELECTION AUDIT RECONCILIATION FORM AND REPORT TO SECRETARY OF STATE - FEDERAL OFFICE

Submit completed and signed form to the Secretary of State no later than the deadline for submitting the official county canvass.

Election Date: November 5, 2024
County Name: Carbon
Precinct Name/Number: Precinct 8
Contest: President & Vice President

Type of Tabulator Used in the Precinct: DS200
Tabulator Serial /ID #: Machine 2
Ballot Container Seal # (if # is used): GEN 24-027, GEN 24-054, GEN 24-042

Total Ballots Counted by Tabulator as Shown on Tape\* 651

Total Ballots Counted by Hand\* 651 (But removed one from count below due to incorrect mark)

\*Note: The County Audit Committee may not see the machine totals before the hand count

Table with 7 columns: Column A: Candidate Names/Ballot Issue #/Type of Votes; Column B: Hand Count Audit Tally; Column C: Machine Tally; Column E: Difference (Hand Tally Minus Machine Count Tally); Column F: Number of Explainable Differences; Column G: Explainable Difference Reasons; Column H: Unexplained Difference; Column I: Other Comments/Explanations.

Total Votes: 650 (Machine) / 651 (Hand) / 1 (Difference) / 1 (Difference) / 0 (Unexplained Difference)

\*Where possible, please provide information about the Unexplained Difference between the machine count and the hand count on an attached sheet.

Analysis section with three rows of questions regarding unexplained differences and percentages.

\*\* The random-sample audit may not include a ballot that a vote-counting machine was unable to process...
†Note: The purpose of the post-election audit is to determine whether the tabulating equipment has accurately counted votes.

County Audit Committee Signatures: Elizabeth Seaman, Tammy Sue Helgeson, Wade Adams
Election Administrator Signature: [Signature]



POST ELECTION AUDIT RECONCILIATION FORM AND REPORT TO SECRETARY OF STATE - FEDERAL OFFICE

Submit completed and signed form to the Secretary of State no later than the deadline for submitting the official county canvass.

Election Date: November 5, 2024
County Name: Carbon
Precinct Name/Number: Precinct 8
Contest: US Senator

Type of Tabulator Used in the Precinct: DS200
Tabulator Serial /ID #: Machine 2
Ballot Container Seal # (if # is used): GEN 24-027, GEN 24-054, GEN 24-042

Total Ballots Counted by Tabulator as Shown on Tape\* 651

Total Ballots Counted by Hand\* 651 (But removed one from count below due to incorrect mark)

\*Note: The County Audit Committee may not see the machine totals before the hand count

Table with 8 columns: Column A: Candidate Names/Ballot Issue #/Type of Votes; Column B: Hand Count Audit Tally; Column C: Machine Tally; Column E: Difference (Hand Tally Minus Machine Count Tally); Column F: Number of Explainable Differences; Column G: Explainable Difference Reasons; Column H: Unexplained Difference; Column I: Other Comments/Explanations. Rows include candidates Robert Barb, Sid Daoud, Tim Sheehy, Jon Tester, Overvotes, Undervotes, Write-in Votes, and Other Votes.

†Where possible, please provide information about the Unexplained Difference between the machine count and the hand count on an attached sheet.

Analysis:

Table with 2 columns: Question (e.g., 'Is the Unexplained Difference total in Column H at least 5 votes?') and Answer (e.g., 'No. The total Unexplained Difference is not at least 5 votes. The audit of this precinct for this contest is complete.')

\*\* The random-sample audit may not include a ballot that a vote-counting machine was unable to process and that was not resolved pursuant to 13-15-206 because the ballot: (a) appeared to have at least one overvote; (b) appeared to be blank; (c) was in a condition that prevented its processing by a vote-counting machine; or (d) contained a mark, error, or omission that prevented its processing by a vote-counting machine.

†Note: The purpose of the post-election audit is to determine whether the tabulating equipment has accurately counted votes. Because the purpose of the post election audit is to determine if the machine counted the votes correctly, the audit committee should be instructed to count votes consistent with the way an optical scan machine would count votes.

County Audit Committee Signatures:

Handwritten signatures of Elizabeth Scabin, Tammy Sue Helper, and another individual.

Election Administrator Signatures:

Handwritten signature of the Election Administrator.





POST ELECTION AUDIT RECONCILIATION FORM AND REPORT TO SECRETARY OF STATE - STATEWIDE OFFICE

Submit completed and signed form to the Secretary of State no later than the deadline for submitting the official county canvass.

Election Date: November 5, 2024
County Name: Carbon
Precinct Name/Number: Precinct 8
Contest: Clerk of Supreme Court

Type of Tabulator Used in the Precinct: DS200
Tabulator Serial /ID #: Machine 2
Ballot Container Seal # (if # is used): GEN 24-027, GEN 24-054, GEN 24-042

Total Ballots Counted by Tabulator as Shown on Tape\* 651

Total Ballots Counted by Hand\* 651 (But removed one from count below due to incorrect mark)

\*Note: The County Audit Committee may not see the machine totals before the hand count

Table with 8 columns: Column A: Candidate Names/Ballot Issue #/Type of Votes; Column B: Hand Count Audit Tally; Column C: Machine Tally; Column E: Difference (Hand Tally Minus Machine Count Tally); Column F: Number of Explainable Differences; Column G: Explainable Difference Reasons; Column H: Unexplained Difference; Column I: Other Comments/Explanations.

†Where possible, please provide information about the Unexplained Difference between the machine count and the hand count on an attached sheet.

Analysis:

Table with 2 columns: Question (e.g., 'Is the Unexplained Difference total in Column H at least 5 votes?') and Answer (e.g., 'No. The total Unexplained Difference is not at least 5 votes...').

\*\* The random-sample audit may not include a ballot that a vote-counting machine was unable to process and that was not resolved pursuant to 13-15-206 because the ballot: (a) appeared to have at least one overvote; (b) appeared to be blank; (c) was in a condition that prevented its processing by a vote-counting machine; or (d) contained a mark, error, or omission that prevented its processing by a vote-counting machine.

†Note: The purpose of the post-election audit is to determine whether the tabulating equipment has accurately counted votes. Because the purpose of the post election audit is to determine if the machine counted the votes correctly, the audit committee should be instructed to count votes consistent with the way an optical scan machine would count votes.

County Audit Committee Signatures: Elizabeth Seaborn, Tommy Dee Heloper, [Signature]
Election Administrator Signature: [Signature]



POST ELECTION AUDIT RECONCILIATION FORM AND REPORT TO SECRETARY OF STATE - STATEWIDE OFFICE

Submit completed and signed form to the Secretary of State no later than the deadline for submitting the official county canvass.

Election Date	November 5, 2024
County Name	Carbon
Precinct Name/Number	Precinct 8
Contest	Super of Public Instruction

Type of Tabulator Used in the Precinct	DS200
Tabulator Serial /ID #	Machine 2
Ballot Container Seal # (if # is used)	GEN 24-027, GEN 24-054, GEN 24-042

Total Ballots Counted by Tabulator as Shown on Tape\* 651

Total Ballots Counted by Hand\* 651 (But removed one from count below due to incorrect mark)

\*Note: The County Audit Committee may not see the machine totals before the hand count

Column A: Candidate Names/ Ballot Issue #/ Type of Votes	Column B: Hand Count Audit Tally	Column C: Machine Tally* (Filled in by Election Administrator after Hand Count Tally)	Column E: Difference (Hand Tally Minus Machine Count Tally)	Column F: Number of Explainable Differences (Administrative or Election Official Error)	Column G: Explainable Difference Reasonst	Column H: Unexplained Difference† (Column F Subtracted from Column E) "Hand Count is Over/ Under by #."	Column I: Other Comments/ Explanations†
Susie Hedalen	287	288	-1	1	Removed a ballot due to incorrect marking	0	
Shannon O'Brien	336	336	0			0	
			0			0	
			0			0	
			0			0	
			0			0	
			0			0	
Overvotes	1	1	0			0	
Undervotes	26	26	0			0	
Write-in Votes	0		0			0	
Other Votes -- Specify:			0			0	
<b>Total Votes</b>	<b>650</b>	<b>651</b>	<b>1</b>	<b>1</b>		<b>0</b>	

\*Where possible, please provide information about the Unexplained Difference between the machine count and the hand count on an attached sheet.

Analysis:

Is the Unexplained Difference total in Column H at least 5 votes? If so, continue below. If not, stop here.	No. The total Unexplained Difference is not at least 5 votes. The audit of this precinct for this contest is complete.
What is the Percentage (%) Difference Between Hand Counted Ballots and the Unexplained Difference (the Column H Total Votes Divided by the Column B Total Votes)?	Since the Unexplained Difference total is not at least 5 votes, it is not necessary to calculate the percentage difference.
Is the Unexplained Difference total at least 5 votes and is the Unexplained Difference greater than 0.5%? If not, then the total is Acceptable. If the percentage is greater than .5%, then the Unexplained Difference is Not Acceptable and county must audit three additional precincts and examine the machine(s).	The Unexplained Difference percentage is not calculated since the total is not at least 5 votes. The audit of this precinct for this contest is complete.

\*\* The random-sample audit may not include a ballot that a vote-counting machine was unable to process and that was not resolved pursuant to 13-15-206 because the ballot: (a) appeared to have at least one overvote; (b) appeared to be blank; (c) was in a condition that prevented its processing by a vote-counting machine; or (d) contained a mark, error, or omission that prevented its processing by a vote-counting machine.

†Note: The purpose of the post-election audit is to determine whether the tabulating equipment has accurately counted votes. Because the purpose of the post election audit is to determine if the machine counted the votes correctly, the audit committee should be instructed to count votes consistent with the way an optical scan machine would count votes.

County Audit Committee Signatures:

Election Administrator Signature:



POST ELECTION AUDIT RECONCILIATION FORM AND REPORT TO SECRETARY OF STATE - LEGISLATIVE OFFICE

Submit completed and signed form to the Secretary of State no later than the deadline for submitting the official county canvass.

Election Date	November 5, 2024
County Name	Carbon
Precinct Name/Number	Precinct 8
Contest	House District 55

Type of Tabulator Used in the Precinct	DS200
Tabulator Serial/ID# No.	Machine 2
Ballot Container Seal # (if # is used)	GEN 24-027, GEN 24-054, GEN 24-042

Total Ballots Counted by Tabulator as Shown on Tape\* 651

Total Ballots Counted by Hand\* 651 (But removed one from count below due to incorrect mark)

\*Note: The County Audit Committee may not see the machine totals before the hand count

Column A: Candidate Names/ Ballot Issue #/ Type of Votes	Column B: Hand Count Audit Tally	Column C: Machine Tally* (Filled in by Election Administrator after Hand Count Tally)	Column E: Difference (Hand Tally Minus Machine Count Tally)	Column F: Number of Explainable Differences (Administrative or Election Official Error)	Column G: Explainable Difference Reasons†	Column H: Unexplained Difference‡ (Column F Subtracted from Column E) "Hand Count is Over/ Under by #:"	Column I: Other Comments/ Explanations†
Brad Barker	317	318	-1	1	Removed a ballot due to incorrect marking	0	
Kim Gillan	308	308	0			0	
			0			0	
			0			0	
			0			0	
			0			0	
			0			0	
Overvotes	1	1	0			0	
Undervotes	24	24	0			0	
Write-in Votes	0		0			0	
Other Votes -- Specify:			0			0	
<b>Total Votes</b>	<b>650</b>	<b>651</b>	<b>1</b>	<b>1</b>		<b>0</b>	

†Where possible, please provide information about the Unexplained Difference between the machine count and the hand count on an attached sheet.

Analysis:

Is the Unexplained Difference total in Column H at least 5 votes? If so, continue below. If not, stop here.	No. The total Unexplained Difference is not at least 5 votes. The audit of this precinct for this contest is complete.
What is the Percentage (%) Difference Between Hand Counted Ballots and the Unexplained Difference (the Column H Total Votes Divided by the Column B Total Votes)?	Since the Unexplained Difference total is not at least 5 votes, it is not necessary to calculate the percentage difference.
Is the Unexplained Difference total at least 5 votes and is the Unexplained Difference greater than 0.5%? If not, then the total is Acceptable. If the percentage is greater than .5%, then the Unexplained Difference is Not Acceptable and county must audit three additional precincts and examine the machine(s).	The Unexplained Difference percentage is not calculated since the total is not at least 5 votes. The audit of this precinct for this contest is complete.

\*\* The random-sample audit may not include a ballot that a vote-counting machine was unable to process and that was not resolved pursuant to 13-15-206 because the ballot: (a) appeared to have at least one overvote; (b) appeared to be blank; (c) was in a condition that prevented its processing by a vote-counting machine; or (d) contained a mark, error, or omission that prevented its processing by a vote-counting machine.

†Note: The purpose of the post-election audit is to determine whether the tabulating equipment has accurately counted votes. Because the purpose of the post election audit is to determine if the machine counted the votes correctly, the audit committee should be instructed to count votes consistent with the way an optical scan machine would count votes.

County Audit Committee Signatures:

*Elizabeth Seaman*  
*Tommy Sue Helgeson*  
*Heidi Adams*

Election Administrator Signature:

*[Signature]*



# POST ELECTION AUDIT RECONCILIATION FORM AND REPORT TO SECRETARY OF STATE - STATEWIDE BALLOT ISSUE

Submit completed and signed form to the Secretary of State no later than the deadline for submitting the official county canvass.

Election Date	November 5, 2024
County Name	Carbon
Precinct Name/Number	Precinct 8
Contest	CI - 127

Type of Tabulator Used in the Precinct:	DS200
Tabulator Serial /ID #	Machine 2
Ballot Container Seal # (if # is used)	GEN 24-027, GEN 24-054, GEN 24-042

Total Ballots Counted by Tabulator as Shown on Tape* 651
----------------------------------------------------------

Total Ballots Counted by Hand* 651 (But removed one from count below due to incorrect
---------------------------------------------------------------------------------------

\*Note: The County Audit Committee may not see the machine totals before the hand count

Column A: Candidate Names/ Ballot Issue #/ Type of Votes	Column B: Hand Count Audit Tally	Column C: Machine Tally* (Filled in by Election Administrator after Hand Count Tally)	Column E: Difference (Hand Tally Minus Machine Count Tally)	Column F: Number of Explainable Differences (Administrative or Election Official Error)	Column G: Explainable Difference Reasons†	Column H: Unexplained Difference* (Column F Subtracted from Column E) "Hand Count is Over/ Under by #:"	Column I: Other Comments/ Explanations†
Yes	305	305	0		Removed a ballot due to incorrect marking, making this number 304, but then there was a clerical error. Judges switched a Yes and No Vote	0	
No	306	307	-1	1	there was a clerical error. Judges switched a Yes and No Vote	0	
Overvotes	0	0	0			0	
Undervotes	39	39	0			0	
Other Votes - Specify:			0			0	
<b>Total Votes</b>	<b>650</b>	<b>651</b>	<b>1</b>	<b>1</b>		<b>0</b>	

†Where possible, please provide information about the unexplained difference between the original results and the hand count results on an attached sheet.

### Analysis:

Is the Unexplained Difference total in Column H at least 5 votes? If so, continue below. If not, stop here.	No. The total Unexplained Difference is not at least 5 ballots. The audit of this precinct for this contest is complete.
What is the Percentage (%) Difference Between Hand Counted Ballots and the Unexplained Difference (the Column H Total Votes Divided by the Column B Total Votes)?	Since the Unexplained Difference total is not at least 5 votes, it is not necessary to calculate the percentage difference.
Is the Unexplained Difference total at least 5 votes and is the Unexplained Difference greater than 0.5%? If not, then the total is Acceptable. If the percentage is greater than .5%, then the Unexplained Difference is Not Acceptable and county must audit three additional precincts and examine the machine(s).	The Unexplained Difference percentage is not calculated since the total is not at least 5 votes. The audit of this precinct for this contest is complete.

\*\* The random-sample audit may not include a ballot that a vote-counting machine was unable to process and that was not resolved pursuant to 13-15-206 because the ballot: (a) appeared to have at least one ovrvote; (b) appeared to be blank; (c) was in a condition that prevented its processing by a vote-counting machine; or (d) contained a mark, error, or omission that prevented its processing by a vote-counting machine.

†Note: The purpose of the post-election audit is to determine whether the tabulating equipment has accurately counted votes. Because the purpose of the post election audit is to determine if the machine counted the votes correctly, the audit committee should be instructed to count votes consistent with the way an optical scan machine would count votes.

County Audit Committee Signatures:

*Elizabeth Seaman*  
*Tommy Lee Holston*  
*Walter Adams*

Election Administrator Signature:

*[Signature]*



POST ELECTION AUDIT RECONCILIATION FORM AND REPORT TO SECRETARY OF STATE - STATEWIDE BALLOT ISSUE

Submit completed and signed form to the Secretary of State no later than the deadline for submitting the official county canvass.

Election Date	November 5, 2024
County Name	Carbon
Precinct Name/Number	Precinct 8
Contest	CI-128

Type of Tabulator Used in the Precinct:	DS200
Tabulator Serial /ID #	Machine 2
Ballot Container Seal # (if # is used)	GEN 24-027, GEN 24-054, GEN 24-042

Total Ballots Counted by Tabulator as Shown on Tape\* 651

Total Ballots Counted by Hand\* 651 (But removed one from count below due to incorrect

\*Note: The County Audit Committee may not see the machine totals before the hand count

Column A: Candidate Names/ Ballot Issue #/ Type of Votes	Column B: Hand Count Audit Tally	Column C: Machine Tally* (Filled in by Election Administrator after Hand Count Tally)	Column E: Difference (Hand Tally Minus Machine Count Tally)	Column F: Number of Explainable Differences (Administrative or Election Official Error)	Column G: Explainable Difference Reasons†	Column H: Unexplained Difference† (Column F Subtracted from Column E) *Hand Count is Over/ Under by #:	Column I: Other Comments/ Explanations†
Yes	434	434	0		This should be 433 due to removing a ballot due to incorrect marking but due to a small marking in the yes the machine marked as undervote but judges marked as yes.	0	
No	198	198	0			0	
Overvotes	0	0	0			0	
Undervotes	18	19	-1	1		0	
Other Votes - Specify:			0			0	
<b>Total Votes</b>	<b>650</b>	<b>651</b>	<b>1</b>	<b>1</b>		<b>0</b>	

†Where possible, please provide information about the unexplained difference between the original results and the hand count results on an attached sheet.

Analysis: Is the Unexplained Difference total in Column H at least 5 votes? If so, continue below. If not, stop here.	No. The total Unexplained Difference is not at least 5 ballots. The audit of this precinct for this contest is complete.
What is the Percentage (%) Difference Between Hand Counted Ballots and the Unexplained Difference (the Column H Total Votes Divided by the Column B Total Votes)?	Since the Unexplained Difference total is not at least 5 votes, it is not necessary to calculate the percentage difference.
Is the Unexplained Difference total at least 5 votes and is the Unexplained Difference greater than 0.5%? If not, then the total is Acceptable. If the percentage is greater than .5%, then the Unexplained Difference is Not Acceptable and county must audit three additional precincts and examine the machine(s).	The Unexplained Difference percentage is not calculated since the total is not at least 5 votes. The audit of this precinct for this contest is complete.

\*\* The random-sample audit may not include a ballot that a vote-counting machine was unable to process and that was not resolved pursuant to 13-15-206 because the ballot: (a) appeared to have at least one overvote; (b) appeared to be blank; (c) was in a condition that prevented its processing by a vote-counting machine; or (d) contained a mark, error, or omission that prevented its processing by a vote-counting machine.

†Note: The purpose of the post-election audit is to determine whether the tabulating equipment has accurately counted votes. Because the purpose of the post election audit is to determine if the machine counted the votes correctly, the audit committee should be instructed to count votes consistent with the way an optical scan machine would count votes.

County Audit Committee Signatures:   	Election Administrator Signature: 
------------------------------------------------	---------------------------------------



**OFFICIAL CANVASS OF THE NOVEMBER 05, 2024 GENERAL  
ELECTION  
STATE OF MONTANA**

The undersigned hereby certify that the within constitutes a full, true and complete abstract of the number of electors voting, the name of each individual receiving votes; the office for which the votes were received by precinct, legislative house district or portion thereof, and Ballot Issues as set forth within; and the total votes cast for each individual for the offices enumerated herein.

Attest our hands this 19<sup>th</sup> day of Nov, 2024.


**CARBON COUNTY BOARD OF CANVASSERS**

Scott C Miller

Scott Blain

Bill E Bullock

(SEAL)



Attest my hand and seal this 19<sup>th</sup> day of November, 2024.

Crystal Roascio

Secretary of State Office Use Only

Filed in the Office of the Secretary of State on this \_\_\_\_\_ day of \_\_\_\_\_, 2024, by \_\_\_\_\_



**CARBON COUNTY ABSTRACT OF VOTES**  
**11/5/2024 MONTANA GENERAL ELECTION**

District	Precinct	Number of Registered Voters	Votes Cast
HD55	P 1 ROCKVALE-SILESIA	742	625
	P 10 RED LODGE WARD 3	656	527
	P 11 RURAL RED LODGE	1403	1202
	P 15 FROMBERG-EDGAR	793	656
	P 16 LUTHER-ROSCOE	463	406
	P 2 TOWN OF JOLIET	440	338
	P 3 RURAL JOLIET-BOYD	825	713
	P 4 TOWN OF BRIDGER	479	367
	P 5 RURAL BRIDGER	542	448
	P 6 BELFRY-BEARCREEK	529	398
	P 7 ROBERTS	847	718
	P 8 RED LODGE WARD 2	795	658
	P 9 RED LODGE WARD 2	538	408
		<b>Subtotal</b>	<b>9052</b>
<b>Total</b>		<b>9052</b>	<b>7464</b>



**CARBON COUNTY ABSTRACT OF VOTES**  
**11/5/2024 MONTANA GENERAL ELECTION**

District	Precinct	PRESIDENT & VICE PRESIDENT				
		KAMALA D. HARRIS	JILL STEIN	CHASE OLIVER	DONALD J. TRUMP	ROBERT F. KENNEDY JR.
HD 55	P 1 ROCKVALE-SILESTIA	114	0	9	476	14
	P 10 RED LODGE WARD 3	329	2	4	170	15
	P 11 RURAL RED LODGE	536	6	11	592	21
	P 15 FROMBERG-EDGAR	106	0	6	527	11
	P 16 LUTHER-ROSCOE	119	2	4	273	2
	P 2 TOWN OF JOLIET	67	1	2	251	3
	P 3 RURAL JOLIET-BOYD	116	1	3	566	9
	P 4 TOWN OF BRIDGER	70	1	3	275	10
	P 5 RURAL BRIDGER	81	0	1	354	4
	P 6 BELFRY-BEARCREEK	87	3	5	290	8
	P 7 ROBERTS	143	3	3	532	21
	P 8 RED LODGE WARD 2	341	6	5	279	7
	P 9 RED LODGE WARD 2	244	0	9	134	10
	<b>SubTotal</b>	<b>2353</b>	<b>25</b>	<b>65</b>	<b>4719</b>	<b>135</b>
<b>Total</b>	<b>2353</b>	<b>25</b>	<b>65</b>	<b>4719</b>	<b>135</b>	





**CARBON COUNTY ABSTRACT OF VOTES**

**11/5/2024 MONTANA GENERAL ELECTION**

District	Precinct	UNITED STATES SENATOR			
		JON TESTER	ROBERT BARB	SID DAUD	TIM SHEEHY
HD 55	P 1 ROCKVALE-SILESIA	157	2	10	455
	P 10 RED LODGE WARD 3	367	3	8	146
	P 11 RURAL RED LODGE	589	1	8	581
	P 15 FROMBERG-EDGAR	146	8	11	488
	P 16 LUTHER-ROSCOE	133	3	3	262
	P 2 TOWN OF JOLIET	90	0	5	238
	P 3 RURAL JOLIET-BOYD	142	3	12	548
	P 4 TOWN OF BRIDGER	89	5	8	263
	P 5 RURAL BRIDGER	104	3	4	336
	P 6 BELFRY-BEARCREEK	125	5	4	261
	P 7 ROBERTS	187	4	14	505
	P 8 RED LODGE WARD 2	385	3	5	260
	P 9 RED LODGE WARD 2	280	0	3	116
	<b>SubTotal</b>	<b>2794</b>	<b>40</b>	<b>95</b>	<b>4459</b>
<b>Total</b>	<b>2794</b>	<b>40</b>	<b>95</b>	<b>4459</b>	



**CARBON COUNTY ABSTRACT OF VOTES**  
**11/5/2024 MONTANA GENERAL ELECTION**

District	Precinct	UNITED STATES REPRESENTATIVE	
		JOHN B DRISCOLL	TROY DOWNING
HD 55	P 1 ROCKVALE-SILESIA	119	497
	P 10 RED LODGE WARD 3	314	184
	P 11 RURAL RED LODGE	509	644
	P 15 FROMBERG-EDGAR	112	533
	P 16 LUTHER-ROSCOE	118	279
	P 2 TOWN OF JOLIET	70	257
	P 3 RURAL JOLIET-BOYD	114	583
	P 4 TOWN OF BRIDGER	74	283
	P 5 RURAL BRIDGER	77	358
	P 6 BELFRY-BEARCREEK	91	295
	P 7 ROBERTS	141	561
	P 8 RED LODGE WARD 2	333	301
	P 9 RED LODGE WARD 2	242	144
	<b>SubTotal</b>	<b>2314</b>	<b>4919</b>
<b>Total</b>	<b>2314</b>	<b>4919</b>	



**CARBON COUNTY ABSTRACT OF VOTES**  
**11/5/2024 MONTANA GENERAL ELECTION**

District	Precinct	GOVERNOR & LT. GOVERNOR		
		RYAN BUSSE	Kaiser Leib	GREG GIANFORTE
HD 55	P 1 ROCKVALE-SILESIA	116	12	489
	P 10 RED LODGE WARD 3	323	13	186
	P 11 RURAL RED LODGE	533	31	622
	P 15 FROMBERG-EDGAR	114	21	513
	P 16 LUTHER-ROSCOE	120	5	275
	P 2 TOWN OF JOLIET	74	7	249
	P 3 RURAL JOLIET-BOYD	112	11	581
	P 4 TOWN OF BRIDGER	63	11	291
	P 5 RURAL BRIDGER	77	6	356
	P 6 BELFRY-BEARCREEK	88	8	297
	P 7 ROBERTS	162	19	522
	P 8 RED LODGE WARD 2	339	16	288
	P 9 RED LODGE WARD 2	249	9	143
	<b>SubTotal</b>	<b>2370</b>	<b>169</b>	<b>4812</b>
<b>Total</b>	<b>2370</b>	<b>169</b>	<b>4812</b>	



**CARBON COUNTY ABSTRACT OF VOTES**

**11/5/2024 MONTANA GENERAL ELECTION**

District	Precinct	SECRETARY OF STATE		
		JESSE JAMES MULLEN	JOHN LAMB	CHRISTI JACOBSEN
HD 55	P 1 ROCKVALE-SILESIA	93	21	498
	P 10 RED LODGE WARD 3	304	17	189
	P 11 RURAL RED LODGE	486	36	651
	P 15 FROMBERG-EDGAR	101	22	521
	P 16 LUTHER-ROSCOE	106	21	269
	P 2 TOWN OF JOLIET	65	8	253
	P 3 RURAL JOLIET-BOYD	91	14	593
	P 4 TOWN OF BRIDGER	69	13	280
	P 5 RURAL BRIDGER	69	8	361
	P 6 BELFRY-BEARCREEK	83	13	291
	P 7 ROBERTS	140	12	548
	P 8 RED LODGE WARD 2	307	17	312
	P 9 RED LODGE WARD 2	229	10	156
	<b>SubTotal</b>	<b>2143</b>	<b>212</b>	<b>4922</b>
	<b>Total</b>	<b>2143</b>	<b>212</b>	<b>4922</b>



**CARBON COUNTY ABSTRACT OF VOTES**

**11/5/2024 MONTANA GENERAL ELECTION**

District	Precinct	ATTORNEY GENERAL	
		BEN ALKE	AUSTIN KNUDSEN
HD 55	P 1 ROCKVALE-SILESIA	127	483
	P 10 RED LODGE WARD 3	321	187
	P 11 RURAL RED LODGE	546	624
	P 15 FROMBERG-EDGAR	122	521
	P 16 LUTHER-ROSCOE	125	271
	P 2 TOWN OF JOLIET	76	247
	P 3 RURAL JOLIET-BOYD	122	582
	P 4 TOWN OF BRIDGER	80	283
	P 5 RURAL BRIDGER	84	354
	P 6 BELFRY-BEARCREEK	100	283
	P 7 ROBERTS	145	548
	P 8 RED LODGE WARD 2	340	293
	P 9 RED LODGE WARD 2	250	141
	<b>SubTotal</b>	<b>2438</b>	<b>4817</b>
<b>Total</b>	<b>2438</b>	<b>4817</b>	



**CARBON COUNTY ABSTRACT OF VOTES**  
**11/5/2024 MONTANA GENERAL ELECTION**

District	Precinct	STATE AUDITOR	
		JOHN REPKE	JAMES BROWN
HD 55	P 1 ROCKVALE-SILESIA	115	487
	P 10 RED LODGE WARD 3	315	190
	P 11 RURAL RED LODGE	523	638
	P 15 FROMBERG-EDGAR	109	531
	P 16 LUTHER-ROSCOE	118	277
	P 2 TOWN OF JOLIET	67	256
	P 3 RURAL JOLIET-BOYD	112	583
	P 4 TOWN OF BRIDGER	69	282
	P 5 RURAL BRIDGER	73	362
	P 6 BELFRY-BEARCREEK	84	294
	P 7 ROBERTS	148	551
	P 8 RED LODGE WARD 2	326	297
	P 9 RED LODGE WARD 2	232	155
	<b>SubTotal</b>	<b>2291</b>	<b>4903</b>
<b>Total</b>	<b>2291</b>	<b>4903</b>	



**CARBON COUNTY ABSTRACT OF VOTES**  
**11/5/2024 MONTANA GENERAL ELECTION**

District	Precinct	STATE SUPERINTENDENT OF PUBLIC INSTRUCTION	
		SHANNON O'BRIEN	SUSIE HEDALEN
HD 55	P 1 ROCKVALE-SILESIA	117	490
	P 10 RED LODGE WARD 3	327	184
	P 11 RURAL RED LODGE	535	629
	P 15 FROMBERG-EDGAR	122	524
	P 16 LUTHER-ROSCOE	125	275
	P 2 TOWN OF JOLIET	72	253
	P 3 RURAL JOLIET-BOYD	112	585
	P 4 TOWN OF BRIDGER	78	283
	P 5 RURAL BRIDGER	86	349
	P 6 BELFRY-BEARCREEK	83	298
	P 7 ROBERTS	156	533
	P 8 RED LODGE WARD 2	341	290
	P 9 RED LODGE WARD 2	256	137
	<b>SubTotal</b>	<b>2410</b>	<b>4830</b>
<b>Total</b>	<b>2410</b>	<b>4830</b>	



**CARBON COUNTY ABSTRACT OF VOTES**  
**11/5/2024 MONTANA GENERAL ELECTION**

District	Precinct	PUBLIC SERVICE COMMISSIONER, DISTRICT 2	
		SUSAN BILO	BRAD MOLNAR
HD 55	P 1 ROCKVALE-SILESIA	118	481
	P 10 RED LODGE WARD 3	310	184
	P 11 RURAL RED LODGE	514	641
	P 15 FROMBERG-EDGAR	117	524
	P 16 LUTHER-ROSCOE	116	279
	P 2 TOWN OF JOLIET	66	259
	P 3 RURAL JOLIET-BOYD	112	578
	P 4 TOWN OF BRIDGER	74	287
	P 5 RURAL BRIDGER	83	349
	P 6 BELFRY-BEARCREEK	92	289
	P 7 ROBERTS	142	560
	P 8 RED LODGE WARD 2	329	292
	P 9 RED LODGE WARD 2	241	151
	<b>SubTotal</b>	<b>2314</b>	<b>4874</b>
<b>Total</b>	<b>2314</b>	<b>4874</b>	





**CARBON COUNTY ABSTRACT OF VOTES**  
**11/5/2024 MONTANA GENERAL ELECTION**

District	Precinct	CLERK OF THE SUPREME COURT		
		ERIN FARRIS- OLSEN	ROGER ROOTS	BOWEN GREENWOOD
HD 55	P 1 ROCKVALE-SILESIA	117	19	464
	P 10 RED LODGE WARD 3	318	27	163
	P 11 RURAL RED LODGE	524	42	591
	P 15 FROMBERG-EDGAR	112	37	495
	P 16 LUTHER-ROSCOE	114	20	257
	P 2 TOWN OF JOLIET	70	11	243
	P 3 RURAL JOLIET-BOYD	119	22	549
	P 4 TOWN OF BRIDGER	74	10	277
	P 5 RURAL BRIDGER	81	16	333
	P 6 BELFRY-BEARCREEK	87	16	275
	P 7 ROBERTS	152	26	507
	P 8 RED LODGE WARD 2	326	25	273
	P 9 RED LODGE WARD 2	239	16	136
	<b>SubTotal</b>	<b>2333</b>	<b>287</b>	<b>4563</b>
<b>Total</b>	<b>2333</b>	<b>287</b>	<b>4563</b>	



**CARBON COUNTY ABSTRACT OF VOTES**  
**11/5/2024 MONTANA GENERAL ELECTION**

District	Precinct	SUPREME COURT CHIEF JUSTICE	
		JEREMIAH LYNCH	CORY SWANSON
HD 55	P 1 ROCKVALE-SILESIA	165	412
	P 10 RED LODGE WARD 3	290	192
	P 11 RURAL RED LODGE	553	540
	P 15 FROMBERG-EDGAR	162	462
	P 16 LUTHER-ROSCOE	134	238
	P 2 TOWN OF JOLIET	97	193
	P 3 RURAL JOLIET-BOYD	158	507
	P 4 TOWN OF BRIDGER	102	245
	P 5 RURAL BRIDGER	100	324
	P 6 BELFRY-BEARCREEK	123	229
	P 7 ROBERTS	196	466
	P 8 RED LODGE WARD 2	336	237
	P 9 RED LODGE WARD 2	242	125
	<b>SubTotal</b>	<b>2658</b>	<b>4170</b>
<b>Total</b>	<b>2658</b>	<b>4170</b>	



**CARBON COUNTY ABSTRACT OF VOTES**  
**11/5/2024 MONTANA GENERAL ELECTION**

District	Precinct	SUPREME COURT JUSTICE #3	
		KATHERINE BIDEGARAY	DAN WILSON
HD 55	P 1 ROCKVALE-SILESIA	234	341
	P 10 RED LODGE WARD 3	348	134
	P 11 RURAL RED LODGE	633	473
	P 15 FROMBERG-EDGAR	243	374
	P 16 LUTHER-ROSCOE	159	215
	P 2 TOWN OF JOLIET	115	176
	P 3 RURAL JOLIET-BOYD	213	444
	P 4 TOWN OF BRIDGER	135	208
	P 5 RURAL BRIDGER	147	272
	P 6 BELFRY-BEARCREEK	146	213
	P 7 ROBERTS	236	425
	P 8 RED LODGE WARD 2	365	207
	P 9 RED LODGE WARD 2	270	97
	<b>SubTotal</b>	<b>3244</b>	<b>3579</b>
<b>Total</b>		<b>3244</b>	<b>3579</b>



**CARBON COUNTY ABSTRACT OF VOTES**  
**11/5/2024 MONTANA GENERAL ELECTION**

District      Precinct

Shall Judge MATTHEW J WALD of the  
 DISTRICT COURT JUDGE DISTRICT 22,  
 DEPT 1 of the state of Montana be  
 retained in office for another term?

		YES	NO
HD 55	P 1 ROCKVALE-SILEZIA	434	98
	P 10 RED LODGE WARD 3	363	60
	P 11 RURAL RED LODGE	844	138
	P 15 FROMBERG-EDGAR	455	118
	P 16 LUTHER-ROSCOE	284	57
	P 2 TOWN OF JOLIET	226	56
	P 3 RURAL JOLIET-BOYD	501	114
	P 4 TOWN OF BRIDGER	271	59
	P 5 RURAL BRIDGER	330	68
	P 6 BELFRY-BEARCREEK	260	73
	P 7 ROBERTS	501	108
	P 8 RED LODGE WARD 2	440	71
	P 9 RED LODGE WARD 2	260	67
<b>SubTotal</b>	<b>5169</b>	<b>1087</b>	
<b>Total</b>	<b>5169</b>	<b>1087</b>	



**CARBON COUNTY ABSTRACT OF VOTES**  
**11/5/2024 MONTANA GENERAL ELECTION**

District	Precinct	STATE REPRESENTATIVE DISTRICT 55	
		KIM GILLAN	BRAD BARKER
HD 55	P 1 ROCKVALE-SILESTIA	123	471
	P 10 RED LODGE WARD 3	298	210
	P 11 RURAL RED LODGE	476	689
	P 15 FROMBERG-EDGAR	123	510
	P 16 LUTHER-ROSCOE	106	285
	P 2 TOWN OF JOLIET	71	245
	P 3 RURAL JOLIET-BOYD	109	583
	P 4 TOWN OF BRIDGER	80	276
	P 5 RURAL BRIDGER	377	354
	P 6 BELFRY-BEARCREEK	86	290
	P 7 ROBERTS	148	538
	P 8 RED LODGE WARD 2	313	320
	P 9 RED LODGE WARD 2	236	160
	<b>SubTotal</b>	<b>2546</b>	<b>4931</b>
<b>Total</b>	<b>2546</b>	<b>4931</b>	



**CARBON COUNTY ABSTRACT OF VOTES**  
**11/5/2024 MONTANA GENERAL ELECTION**

District	Precinct	CLERK OF DISTRICT COURT	
		ROCHELLE LOYNING	JORDAN PRATT
HD 55	P 1 ROCKVALE-SILESIA	405	139
	P 10 RED LODGE WARD 3	250	91
	P 11 RURAL RED LODGE	764	227
	P 15 FROMBERG-EDGAR	399	187
	P 16 LUTHER-ROSCOE	266	70
	P 2 TOWN OF JOLIET	200	85
	P 3 RURAL JOLIET-BOYD	433	188
	P 4 TOWN OF BRIDGER	217	119
	P 5 RURAL BRIDGER	250	153
	P 6 BELFRY-BEARCREEK	226	113
	P 7 ROBERTS	462	174
	P 8 RED LODGE WARD 2	404	117
	P 9 RED LODGE WARD 2	255	75
	<b>SubTotal</b>	<b>4531</b>	<b>1738</b>
<b>Total</b>	<b>4531</b>	<b>1738</b>	



**CARBON COUNTY ABSTRACT OF WRITE-IN VOTES  
11/5/2024 MONTANA GENERAL ELECTION**

P 7 ROBERTS	P 8 RED LODGE WARD 2	P 9 RED LODGE WARD 2	Total
			1
		1	1
1	2	1	14



**CARBON COUNTY ABSTRACT OF VOTES**  
**11/5/2024 MONTANA GENERAL ELECTION**

District	Precinct	COUNTY COMMISSIONER #3	
		BILL E BULLOCK	NORMA J SHULTZ
HD 55	P 1 ROCKVALE-SILESIA	341	215
	P 10 RED LODGE WARD 3	332	145
	P 11 RURAL RED LODGE	788	305
	P 15 FROMBERG-EDGAR	390	207
	P 16 LUTHER-ROSCOE	254	113
	P 2 TOWN OF JOLIET	177	106
	P 3 RURAL JOLIET-BOYD	456	178
	P 4 TOWN OF BRIDGER	241	93
	P 5 RURAL BRIDGER	295	116
	P 6 BELFRY-BEARCREEK	245	106
	P 7 ROBERTS	467	177
	P 8 RED LODGE WARD 2	406	168
	P 9 RED LODGE WARD 2	263	95
	<b>SubTotal</b>	<b>4655</b>	<b>2024</b>
<b>Total</b>		<b>4655</b>	<b>2024</b>

District	Precinct	RED LODGE CITY COUNCIL WARD 1
		DOUG MILLER
HD 55	P 8 RED LODGE WARD 2	463
	<b>SubTotal</b>	<b>463</b>
<b>Total</b>		<b>463</b>





**CARBON COUNTY ABSTRACT OF VOTES**  
**11/5/2024 MONTANA GENERAL ELECTION**

District	Precinct	RED LODGE CITY COUNCIL WARD 2		
		TERRI A DURBIN	DAN HORMAN	ANNE ROOD
HD 55	P 9 RED LODGE WARD 2	100	85	190
	<b>SubTotal</b>	<b>100</b>	<b>85</b>	<b>190</b>
<b>Total</b>		<b>100</b>	<b>85</b>	<b>190</b>

District	Precinct	RED LODGE CITY COUNCIL WARD 3	
		SHINTA DANIELS	MAXWELL MAYNARD
HD 55	P 10 RED LODGE WARD 3	252	226
	<b>SubTotal</b>	<b>252</b>	<b>226</b>
<b>Total</b>		<b>252</b>	<b>226</b>



**CARBON COUNTY ABSTRACT OF VOTES**  
**11/5/2024 MONTANA GENERAL ELECTION**

District	Precinct	CI-126 A CONSTITUTIONAL AMENDMENT PROPOSED BY INITIATIVE PETITION	
		Yes	No
HD 55	P 1 ROCKVALE-SILESIA	191	421
	P 10 RED LODGE WARD 3	313	189
	P 11 RURAL RED LODGE	582	581
	P 15 FROMBERG-EDGAR	209	434
	P 16 LUTHER-ROSCOE	127	264
	P 2 TOWN OF JOLIET	101	221
	P 3 RURAL JOLIET-BOYD	175	523
	P 4 TOWN OF BRIDGER	137	224
	P 5 RURAL BRIDGER	125	315
	P 6 BELFRY-BEARCREEK	134	246
	P 7 ROBERTS	222	474
	P 8 RED LODGE WARD 2	396	233
	P 9 RED LODGE WARD 2	265	130
	<b>SubTotal</b>	<b>2977</b>	<b>4255</b>
<b>Total</b>	<b>2977</b>	<b>4255</b>	



**CARBON COUNTY ABSTRACT OF VOTES**  
**11/5/2024 MONTANA GENERAL ELECTION**

District	Precinct	CI-127 A CONSTITUTIONAL AMENDMENT PROPOSED BY INITIATIVE PETITION	
		Yes	No
HD 55	P 1 ROCKVALE-SILESIA	146	458
	P 10 RED LODGE WARD 3	232	258
	P 11 RURAL RED LODGE	439	706
	P 15 FROMBERG-EDGAR	158	484
	P 16 LUTHER-ROSCOE	100	289
	P 2 TOWN OF JOLIET	85	231
	P 3 RURAL JOLIET-BOYD	146	542
	P 4 TOWN OF BRIDGER	112	244
	P 5 RURAL BRIDGER	104	331
	P 6 BELFRY-BEARCREEK	100	272
	P 7 ROBERTS	175	516
	P 8 RED LODGE WARD 2	308	309
	P 9 RED LODGE WARD 2	217	173
	<b>SubTotal</b>	<b>2322</b>	<b>4813</b>
<b>Total</b>		<b>2322</b>	<b>4813</b>



**CARBON COUNTY ABSTRACT OF VOTES**

**11/5/2024 MONTANA GENERAL ELECTION**

District	Precinct	CI-128 A CONSTITUTIONAL AMENDMENT PROPOSED BY INITIATIVE PETITION	
		Yes	No
HD 55	P 1 ROCKVALE-SILESIA	239	376
	P 10 RED LODGE WARD 3	397	117
	P 11 RURAL RED LODGE	733	452
	P 15 FROMBERG-EDGAR	249	392
	P 16 LUTHER-ROSCOE	174	224
	P 2 TOWN OF JOLIET	107	215
	P 3 RURAL JOLIET-BOYD	222	472
	P 4 TOWN OF BRIDGER	159	203
	P 5 RURAL BRIDGER	152	291
	P 6 BELFRY-BEARCREEK	162	216
	P 7 ROBERTS	275	411
	P 8 RED LODGE WARD 2	404	198
	P 9 RED LODGE WARD 2	320	85
	<b>SubTotal</b>	<b>3593</b>	<b>3652</b>
<b>Total</b>	<b>3593</b>	<b>3652</b>	



**CARBON COUNTY ABSTRACT OF WRITE-IN VOTES  
11/5/2024 MONTANA GENERAL ELECTION**

		HD 55						
		P 1 ROCKVALE-SILESIA	P 10 RED LODGE WARD 3	P 11 RURAL RED LODGE	P 15 FROMBERG-EDGAR	P 16 LUTHER-ROSCOE	P 2 TOWN OF JOLIET	P 4 TOWN OF BRIDGER
UNITED STATES REPRESENTATIVE	john metzger				1			
	REILLY NEILL							
	Reilly Neill	1	1	3	1	1	1	2